

User Guide to a Seamless Learning Experience





Please refer to the user guide provided below for instructions on navigating and completing the e-learning module(s). You have unlimited access to the module(s) for 60 days from the date of purchase, after which access will expire.

What login credentials (i.e. ID and password) should I use to access the E-Learning courseware?

- a) For ISCA individual members and non-ISCA members, the password and login ID will be the same as your existing e-services user account, i.e. the account that is used for the registration of CPE programmes at the ISCA eservices portal.
- b) In the event you are enrolled by a corporate user (under company billing) and you do not have an existing e-services user account with ISCA, an activation email will be sent to you to create an account - hence please follow the instructions to activate your e-services account, before logging into the self-service portal at <https://eservices.isca.org.sg/Signin>

Assess your E-Learning Course



1. Go to <https://eservices.isca.org.sg/Signin> and login to the ISCA self-service portal and click onto the following tabs:

My Account -> My CPE Courses & Events -> My Registrations

Under **“My Registrations”** page, click onto the **“Launch e-Learning/Blended”** button located at the bottom of that page.



| My Registrations | | | | | | | | |
|-----------------------------|-----------|------------|-------------------|-------------------|--|---------------|-------------|----------------------------|
| Filter By | | Confirmed | --Training Mode-- | | Show | 10 | entries | |
| Action | Reg. No | Reg. Date | Course Code | Course Title | Date&Time | Course Status | Reg. Status | Valid to (E-Learning Only) |
| <input type="radio"/> | CR-633852 | 09/11/2023 | DFCAD | Digital Forensics | 30/11/2023 (9:00 AM - 5:00 PM) 29/11/2023 (9:00 AM - 5:00 PM) | Confirmed | Confirmed | 28/01/2024 |
| Showing 1 to 1 of 1 entries | | | | | | | | 1 |

Terms & Conditions for Switching/Deferment/Withdrawal/Participant Substitution

Please allow 14 working days leading to the start of the course(s) before making a request to defer/switch course or substitute/withdraw participant.

Please click [here](#) for an overview.

Switch To Another Course

Defer To Another Session

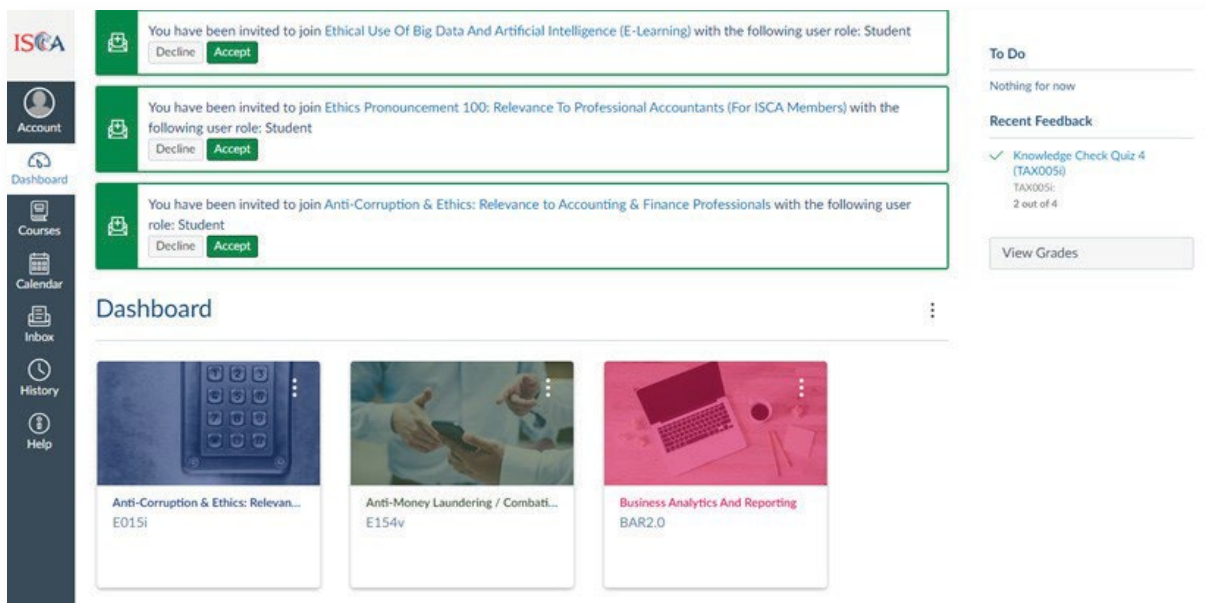
Appeal to Withdraw

Launch e Learning/blended

View your E-Learning Course

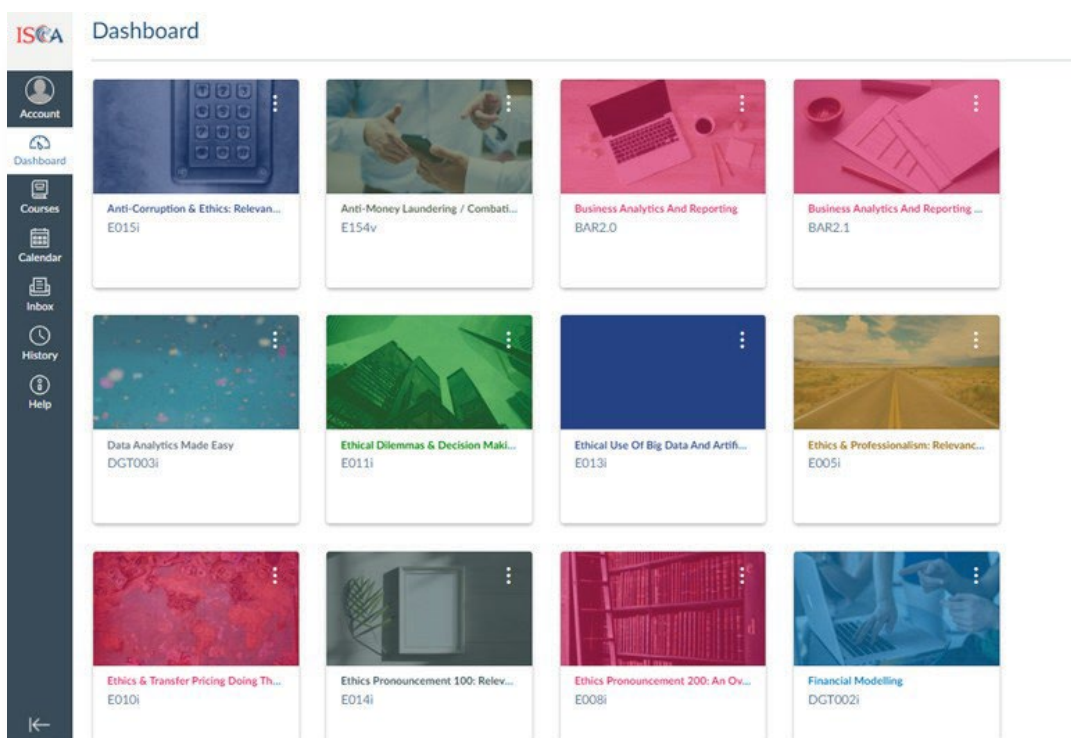
2. After successful login to the system, under **Dashboard**, you will see the list of course(s) that you had enrolled.

Click **<Accept>** to add courses to be displayed under the dashboard.



Dashboard View

3. Click onto the respective courses button to access the contents of the course.




4. You will be directed to “**Home**” page to access the content of the course.

5. Click onto “**Modules**” to begin the course. Alternatively, click on the “**Start Course**” icon at the bottom of the page to begin the course.

Home

Modules



ISCA FFA: Digital Forensics (for CAD only)

Welcome to the Digital Forensics module!

This module adopts blended learning approach, incorporating e-learning and a 2-day in-person workshop. **Full attendance at the workshop is mandatory** before you are eligible to sit for the end-of-module examination. The workshop materials will be made available in softcopy on this platform, closer to the workshop day.

For the e-learning, here are the topics that will be covered:

A. Course outline

1. Topic 1: Digital Forensics Overview
2. Topic 2: Digital Forensics Methodology
3. Topic 7: Forensic Data Analytics
4. Topic 8: Electronic Discovery
5. Topic 9: Law



B. Completion criteria

1. You are **required** to complete the e-learning course which includes viewing all videos and completing checkpoint quizzes at the end of each video before attending the 2-day instructor-led workshops.
2. Self-check quizzes are **NOT** graded. A tick indicates that a topic and sub-topics have been completed; while a bullet point indicates the topics have not been completed.
3. Please note that it is **mandatory** to submit the **Declaration** at the end of this e-learning course as proof of completion.

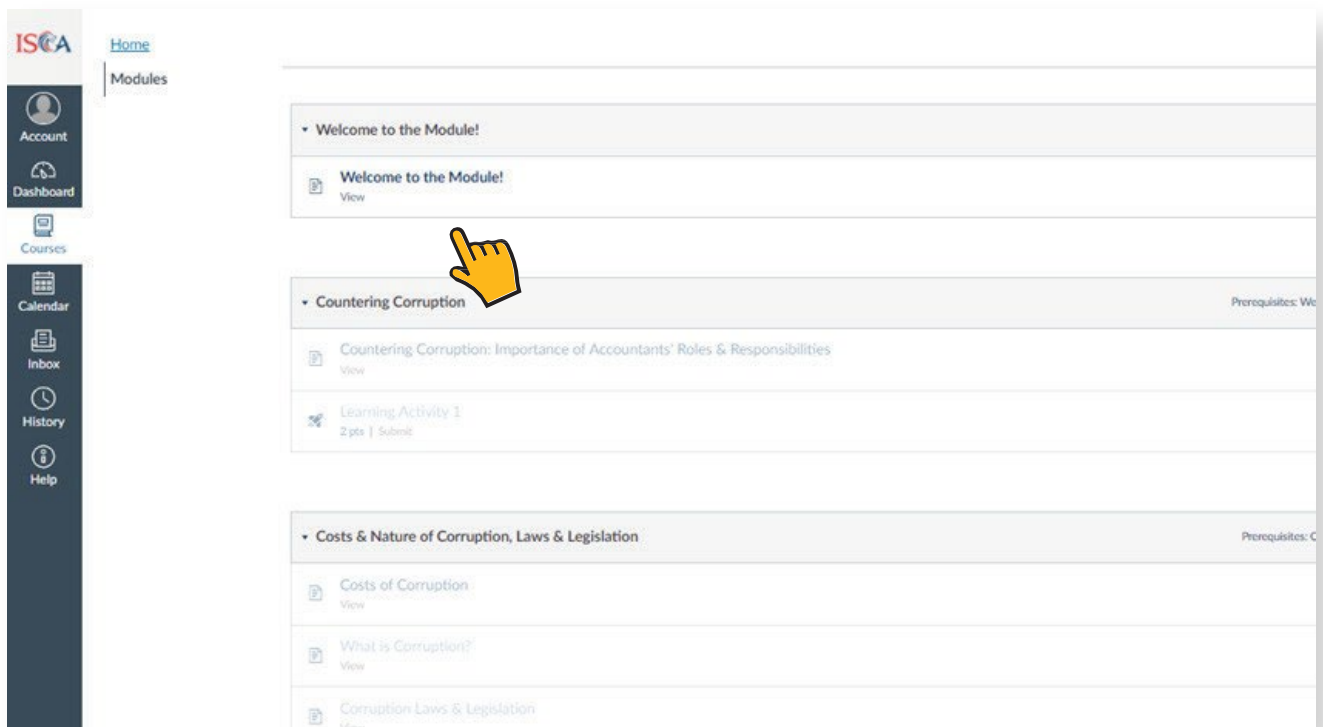
C. Please take note of the following

1. The total duration of all videos is approximately 7 hours.
2. If you have questions about the e-learning and wish to seek the trainer's advice, you may submit your questions via this [form](#). Trainers may address them during or after the virtual workshops.
3. Please **DO NOT** share or circulate the online courseware including the recordings/videos to others. Redistribution or reproduction of all online courseware or its content is **strictly prohibited**.
4. Please email qualifications@isca.org.sg if you need any assistance.

Start Course

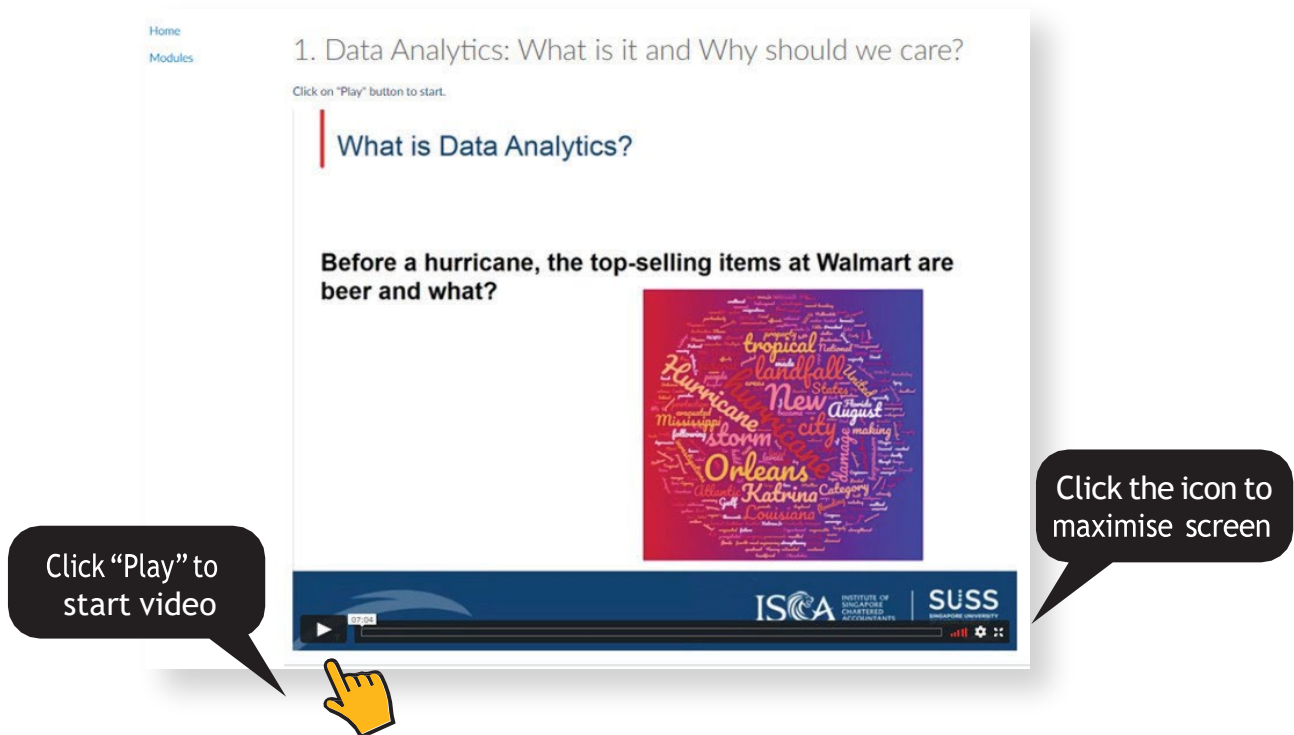


6. Under **“Modules”**, the tasks are listed in sequential order. Click onto the respective tasks for viewing.

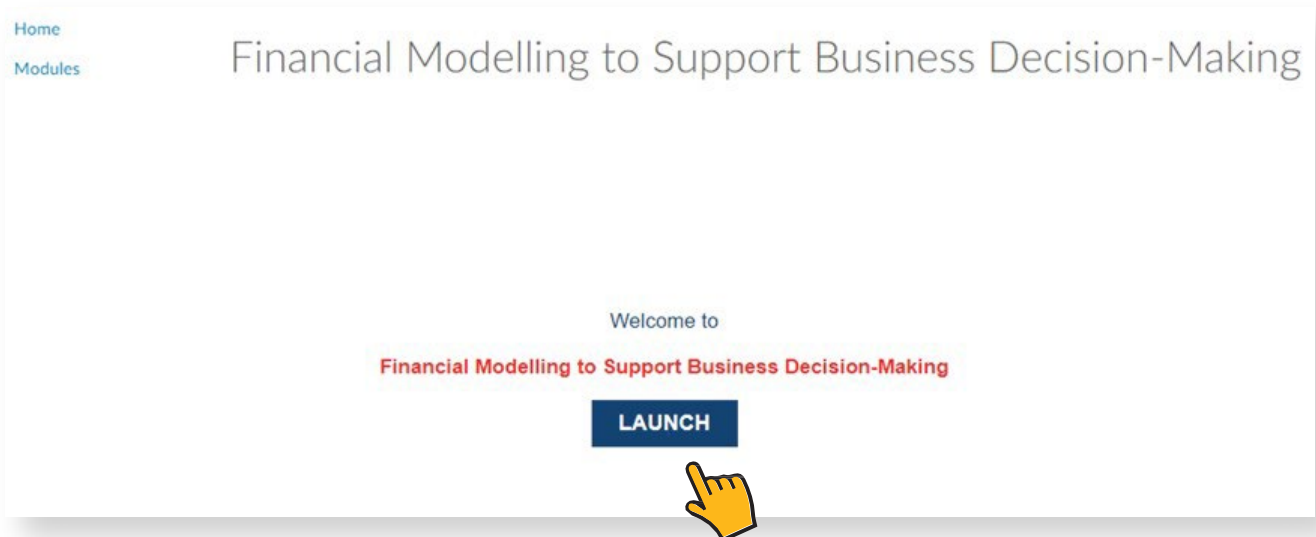


7. Click **“Play”** or **“Launch”** button to view the e-learning module. To view full screen, click the button on the bottom right corner of the screen.

Example 1:



Example 2:



8. You are required to complete all the topics and sub-topics within the E-Learning courseware prior to the assessment or workshop (where applicable).

Assessment / Knowledge Checks

- Please click on the **“Take the Quiz”** button to attempt all questions and check the status of each quiz through the right panel.

Knowledge Check: What is Data Analytics?

| | | | | |
|-----------------|----------|-------------|-----------------|----------------------------|
| Due No due date | Points 2 | Questions 2 | Time Limit None | Allowed Attempts Unlimited |
|-----------------|----------|-------------|-----------------|----------------------------|

[Take the Quiz](#)

◀ Previous Next ▶

- A tick indicates that a question has been completed; while a question mark indicates that the question is not completed.

Knowledge Check: Key Components of Data Analytics

Started: Mar 29 at 4:58pm

Quiz Instructions

Question 3

1 pts

Questions

- ✓ Question 1
- ✓ Question 2
- ⊛ Question 3
- ⊛ Question 4
- ⊛ Question 5

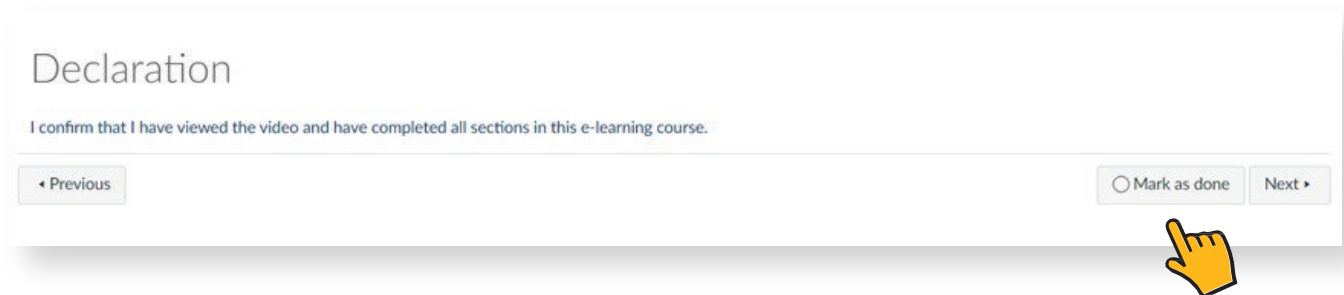
Time Elapsed: [Hide](#)
0 Minutes, 17 Seconds

- Click **“Submit Quiz”** at the end of the quiz.
- In cases where users did not meet the assessment/knowledge check(s) criteria, they are required to retake the assessment/knowledge check(s).



Declaration

- Click **“Mark as done”** to declare and confirm that you have completed all sections in the e-learning course.



9. Certificate of Completion

Upon successfully completing the module, including passing the required assessment/knowledge check(s) and fulfilling payment, you will receive a Certificate of Competency/Completion.

The Certificate can be downloadable via the ISCA e-services portal at:
<https://eservices.isca.org.sg/Signin>.

Please login to your user portal to retrieve your certificate.

Enjoy your Professional Development Journey with Us!

